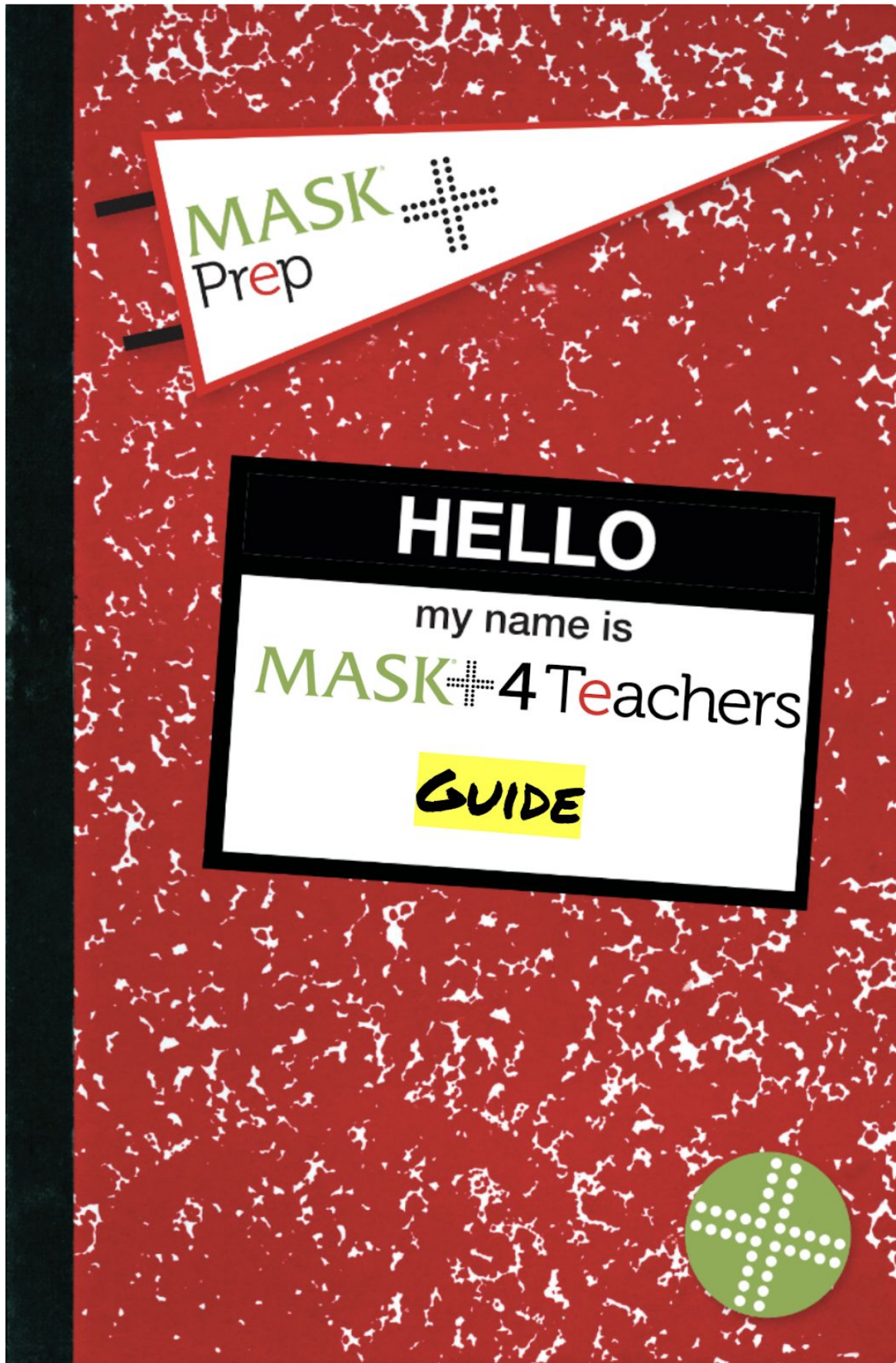


# MASK+4Teachers



# MASK+4Teachers

## Notebook Guide

### Overview

MASK Prep includes 3 categories during the school year; relational development, digital solutions and health and wellness. Each lesson has 8 accompanying student activities. These activities include writing prompts and testimonial clips. All 8 activities are facilitated through videos.

Activities may be done individually or combined. Activities are meant to reinforce the recently completed lesson. Teachers and students have approximately two months after a lesson to complete the activities. We suggest incorporating the activities into your designated **MASK Day** schedule, but you are welcome to incorporate them whenever you have time in your day. Remember, these activities are not meant to add to your plate, but instead to replace other similar learning activities.

Each activity was designed to meet Teaching Standards to ensure that you can embed them into your current teaching plan.

## MASK+Keys 2 Success

This digital platform is a turn key approach. The platform bookmarks where you are in program. The topics are meant to complete each week. There are optional (Extra Credit) included at the bottom of each activity.

### **MASKMatters App**

The MASKMatters app has been designed to give students, parents, and teachers tools and resources to complement all the topics MASK addresses. This information is age-appropriate and is available in Spanish. Getting quick and current information about these issues has never been easier or more convenient. Download the MASKMatters App today, and have modern-day parenting solutions right at your fingertips.



# MASK+4Teachers

## E3 RELATIONAL DEVELOPMENT



### Unseen Bruises



#### Learning Outcomes

- ★ Learn how our actions can impact ourselves and others. Learning how to treat other people to prevent emotional issues.
- ★ Learn how to be tolerant of differences, identify your core values, and live by them.
- ★ Learn how to identify feelings and find social supports.

#### Activities

##### □ Activity 1: ASK MASK (Pages: Front Inside Cover, 1, 2)

(~15 minutes)

##### ● VIDEO



- Play the video to lead the class through this activity.  
→ Click on “Prep Activity 1” Video Link

##### ● ASK MASK: (Page 2)

- This is a variation of the think-pair-share strategy. This activity is the “think”.

##### ● MASK Life Hacks: (Page 2)

- Writing prompts may be completed in the Student’s MASK Notebook, another designated notebook, or on a blank sheet of paper.
- Instruct students on how much time they have to complete this writing prompt. We suggest ~10 mins. Adjust accordingly.
- Monitor and support students as they work through answering the question individually.

##### ■ MASK+Extra Credit : Teacher Review



# MASK+4Teachers

## Activity 2: PREP NOTES (Page 3)

(~20 minutes)



- VIDEO

- Play the video to lead the class through this activity.  
→ Click on “Prep Activity 2”
- PAUSE the video when prompted to allow time for students to share. Once the class is done sharing, you will press play to finish the activity.

- PREP NOTES: (Page 3)

- This activity is the “pair and share” of the think-pair-share strategy.
- Discuss guidelines for sharing. (*No silly responses. This is a serious topic, etc.*)
- Break students into “pairs” OR small groups.
- Direct students to “share” their answers /life hack(s) with partner or small group.
- Monitor and support students as they share.
- Expand the “share” into a whole-class discussion. (*Optional*): Select 1-3 individuals to share responses out loud with the class.
- Once you are done sharing, **RESUME** the video to finish the activity.
- Encourage students to take notes “PREP NOTES” at any time in their notebooks for future reference when they or a friend encounter a similar situation.



## MASK+Extra Credit: Conversation Starter

## Activity 3: ASK MASK (Page 4)

(~15 minutes)



- VIDEO

- Play the video to lead the class through this activity.  
→ Click on “Prep Activity 3”

- ASK MASK: (Page 4)

- This is a variation of the think-pair-share strategy. This activity is the “think”.

- MASK Life Hacks: (Page 4)

- Writing prompts may be completed in the Student’s MASK Notebook, another designated notebook, or on a blank sheet of paper.
- Instruct students on how much time they have to complete this writing prompt. We suggest ~10 mins. Adjust accordingly.





# MASK+4Teachers

- Monitor and support students as they work through answering the question individually.

## ■ MASK+Extra Credit: Student Poll

### □ Activity 4: PREP NOTES (Page 5)

(~20 minutes)



#### ● VIDEO

- Play the video to lead the class through this activity..  
→ Click on “Prep Activity 4”
- PAUSE the video when prompted to allow time for students to share. Once the class is done sharing, you will press play to finish the activity.

#### ● PREP NOTES: (Page 5)

- This activity is the “pair and share” of the think-pair-share strategy.
- Discuss guidelines for sharing. (*No silly responses. This is a serious topic, etc.*)
- Break students into “pairs” OR small groups.
- Direct students to “share” their answers /life hack(s) with partner or small group.
- Monitor and support students as they share.
- Expand the “share” into a whole-class discussion. (*Optional*): Select 1-3 individuals to share responses out loud with the class.
- Once you are done sharing, **RESUME** the video to finish the activity.



## MASK+Extra Credit: By the Numbers

### □ Activity 5: ASK MASK (Page 6)

(~15 minutes)



#### ● VIDEO

- Play the video to lead the class through this activity..  
→ Click on “Prep Activity 5”

#### ● ASK MASK: (Page 6)

- This is a variation of the think-pair-share strategy. This activity is the “think”.

#### ● MASK Life Hacks: (Page 6)

- Writing prompts may be completed in the Student’s MASK Notebook, another designated notebook, or on a blank sheet of paper.
- Instruct students on how much time they have to



# MASK+4Teachers

complete this writing prompt. We suggest ~10 mins. Adjust accordingly.

- Monitor and support students as they work through answering the question individually.

## MASK+Extra Credit: Conversation Starter

### □ Activity 6: PREP NOTES (Page 7)

(~20 minutes)



- VIDEO

- Play the video to lead the class through this activity.  
→ Click on “Prep Activity 6”
- PAUSE the video when prompted to allow time for students to share. Once the class is done sharing, you will press play to finish the activity.

- PREP NOTES: (Page 7)

- This activity is the “pair and share” of the think-pair-share strategy.
- Discuss guidelines for sharing. (*No silly responses. This is a serious topic, etc.*)
- Break students into “pairs” OR small groups.
- Direct students to “share” their answers /life hack(s) with partner or small group.
- Monitor and support students as they share.
- Expand the “share” into a whole-class discussion. (*Optional*): Select 1-3 individuals to share responses out loud with the class.
- Once you are done sharing, **RESUME** the video to finish the activity.



## MASK+Extra Credit: Personal Story

### □ Activity 7: ASK MASK (Page 8)

(~15 minutes)



- VIDEO

- Play the video to lead the class through this activity.  
→ Click on “Prep Activity 7”

- ASK MASK: (Page 8)

- This is a variation of the think-pair-share strategy. This activity is the “think”.

- MASK Life Hacks: (Page 8)



# MASK+4Teachers

- Writing prompts may be completed in the Student's MASK Notebook, another designated notebook, or on a blank sheet of paper.
- Instruct students on how much time they have to complete this writing prompt. We suggest ~10 mins. Adjust accordingly.
- Monitor and support students as they work through answering the question individually.

## MASK+Extra Credit: Conversation Starter

### ❑ Activity 8: Testimonial Clip & Original Brand (Page 9)

(~20 minutes)

- VIDEO



- Play the video to lead the class through this activity.  
→ Click on “Prep Activity 8”

- BUILD YOUR OWN ORIGINAL BRAND (Page 9)

- Tell students they will now get to build their own Original Brand.
- Instruct students to write and/ or draw their own brand.
- Assist students with developing their ideas
  - Topic is “Relational Development”: Bullying, friendship challenges, etc.
  - E.g. if they say “I am a basketball player.” Reply “And what else?”



## MASK+Extra Credit: Teacher Review

# MASK+4Teachers

## MASK+Resources



TEEN LIFELINE: 1-800-248-8336

TEXT OR CALL: 911 FOR EMERGENCIES

CRISIS TEXT: TEXT 741741 TO  
TEXT WITH A TRAINED COUNSELOR

CYBER TIPLINE: CYBERTIPLINE.COM  
OR 1-800-843-5678

NATIONAL EATING DISORDERS  
ASSOCIATION: 1-800-931-2237



WE GET IT

WE GOT IT

WE GOOD

WE MAKING THE CHOICES

WE SHOULD!

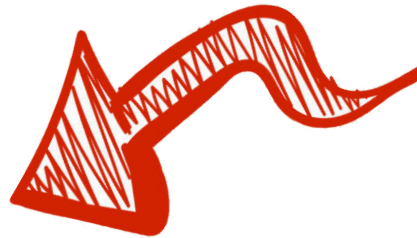
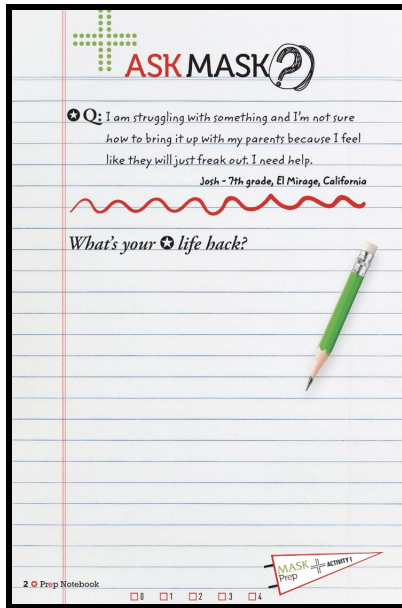




## Grading Rubric:

★ This particular rubric has a 0-4 scale. For grading, teachers could enter the numeric score in their grade book or assign a grade based on the number. (4=A 3=B etc.).

1-4 scale is printed at the bottom of each journal writing page. Rubric below:



0 - incomplete	1 - unsatisfactory	2- inconsistent	3 – satisfactory	4 - exemplary
No writing appears in the journal.	The journal entry demonstrates minimal care and effort.	The journal entry demonstrates some effort but lacks attention to detail.	The journal entry demonstrates satisfactory effort and reasonable attention to detail.	The journal entry demonstrates thoughtfulness and strong attention to detail.

# MASK+4Teachers

MASK+PrepNotes

MASK+LifeHacks

ASK MASK?

MASK+Take a MASK Minute

ASK MASK?

MASK+  
Prep